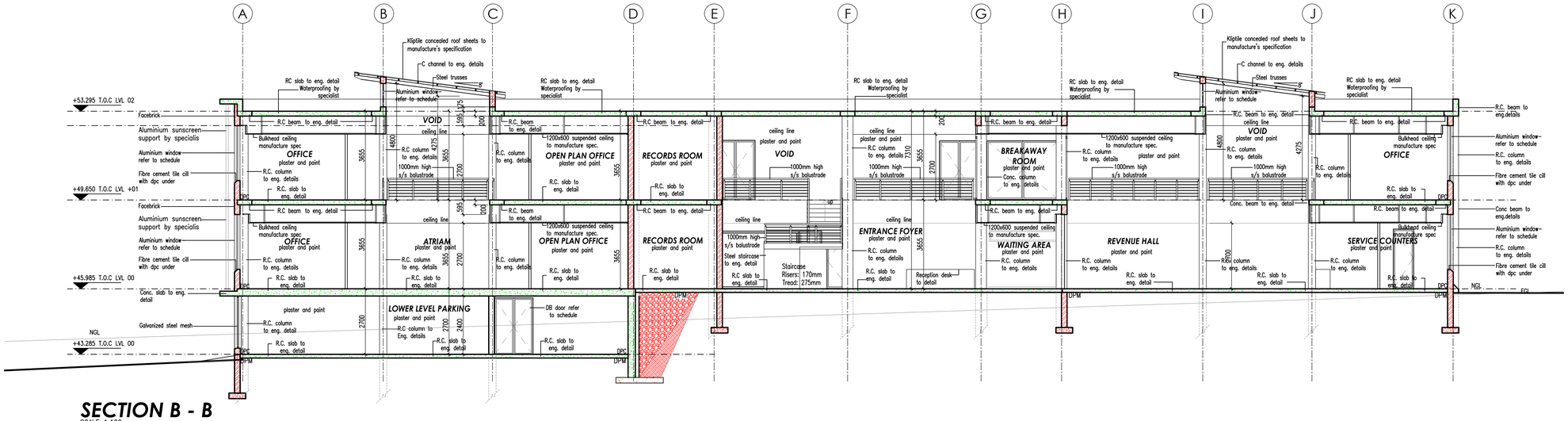

SECTION B - B
SCALE 1:100

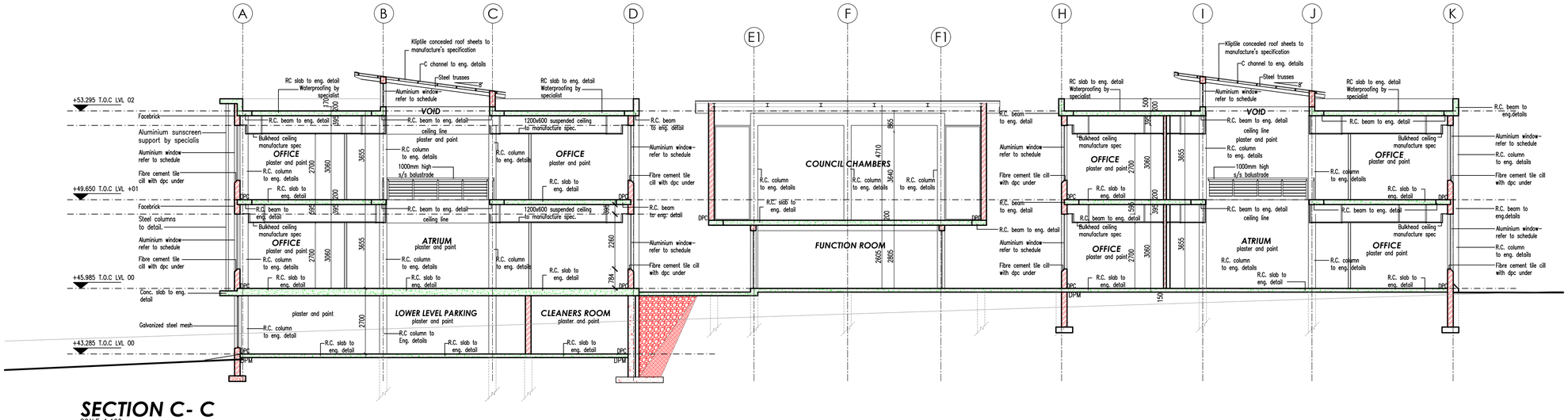

SECTION C- C
SCALE 1:100

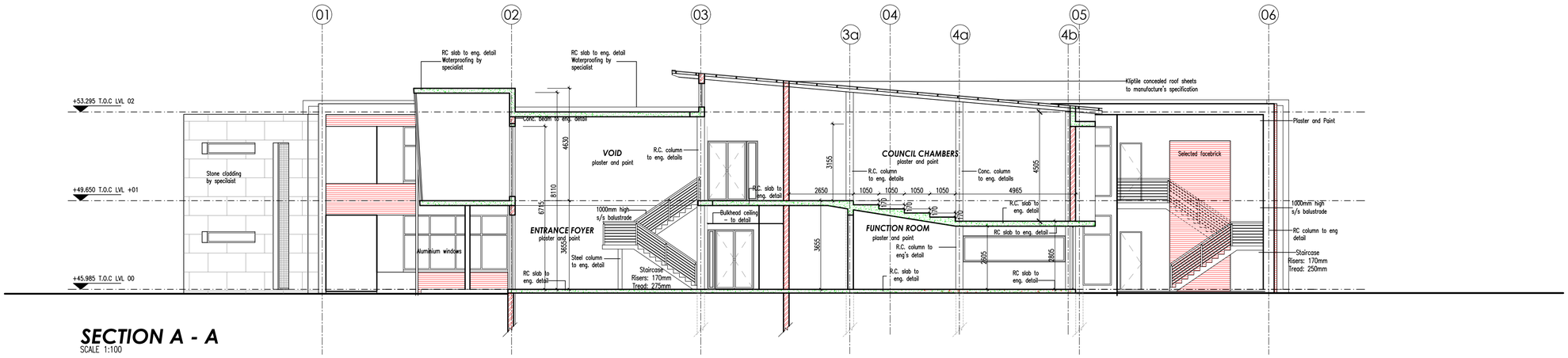

SECTION A - A
SCALE 1:100

COPYRIGHT AND RIGHT OF REPRODUCTION OF THIS DRAWING OR ANY PORTION THEREOF IS RESERVED BY THE ARCHITECTS

GENERAL NOTES

1. The Contractor is responsible for the correct setting out of the buildings and all external and internal walls with particular reference to boundaries, building lines and setting out points.
2. The Contractor is to verify all levels, heights and dimensions on site and is to check these against the drawing before putting any work in hand.
3. The Contractor is to locate and identify existing services on the site and to protect these from damage throughout the duration of the contract
4. The Contractor is referred to the Standard Guidelines for Quality Control issued by this office for all minimum requirements for workmanship and materials. This document is to be used in conjunction with this drawing.
5. Any errors, discrepancies or omissions are to be reported to the Architect immediately
6. Contractor is to build in Approved D.P.C.'s, whether or not these are shown on drawings, to all external walls at each floor, beam or parapet level and to all windows, doors, grilles or other opening in external walls. Cavity walls to have stepped D.P.C.'s.
7. Any queries arising from all the above must be reported to the Architects for clarification before any work is put in hand.
8. Do not scale this drawing; refer to figured dimensions only

REVISIONS

NO.	DATE	DESCRIPTION	BY

PROJECT MANAGER:
Delca Systems
Development • Engineering • Logistics • Consulting Africa
DURBAN
18 Westville Road, Westville 3630
Tel: (031) 266 5900, Fax: 031 266 5926
P.O Box 370064, Overport 4067

ARCHITECT:
T2 DESIGN LAB
JOHANNESBURG
1751 Essenwood Crescent, Noordwyk
Tel: (011) 070 8688, Fax: 086 763 6360
P.O Box 897, North Riding 2162
PIETERMARITZBURG
Office 6, IMG House, 134 Jabu Ndlovu St.
Tel: (033) 345 3191, Fax: 086 763 6360
P.O Box 151, Msunduzi 3231
Email: info@t2designlab.co.za
Cell: 076 870 5744/079 494 8586

CLIENT
DANNHAUSER LOCAL MUNICIPALITY

PROJECT DESCRIPTION
PROPOSED NEW OFFICES FOR DANNHAUSER MUNICIPALITY

PROJECT LOCATION
DANNHAUSER KWAZULU NATAL

DRAWING DESCRIPTION
SECTION A - A
SECTION B - B
SECTION C - C

SCALE	SHEET SIZE	DATE
1:100	A1	11-09-2018
DRAWN BY: TM	CHECKED BY: TM	SIGNED:

DRAWING STATUS

PRELIM.	MUNICIPAL	TENDER	CONSTR.

PROJECT No.	DISCIPLINE	DRAWING No.	REVISION
1505	A	301	02

DRAWING NUMBER
1505-301